

# Workshop B Mission Beyond Messy Church HANDOUT 1

**CONNECTED TO JESUS  
FULL AND ROBUST FAITH**

**Where do you serve and lead  
Living out your discipleship?**

Worship leader  
Merry Church leader  
Church Council  
Helper /leader  
Kid group coordinator

**How did you deepen/grow  
your relationship with  
Jesus?**

Engaging in mission  
Bible Study  
Church  
Minister/Pastor

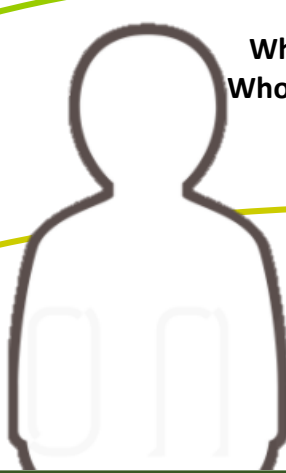
**How did you learn about Jesus?  
Take on board faith and  
making a commitment to be  
a follower of Jesus**

camp  
Worship

**Where was your first contact with church?  
(groups/church/etc.)**

Youth Group  
Merry Church  
Coffee Group

**Who invited you to church?  
Who first told you about Jesus?**



## **HANDOUT 1. INSTRUCTIONS - Mapping Faith**

### **5 Minutes**

On the handout, we are going to map our faith. If that is too confronting map how you have become a leader or helper in Messy Church.

To do this exercise:

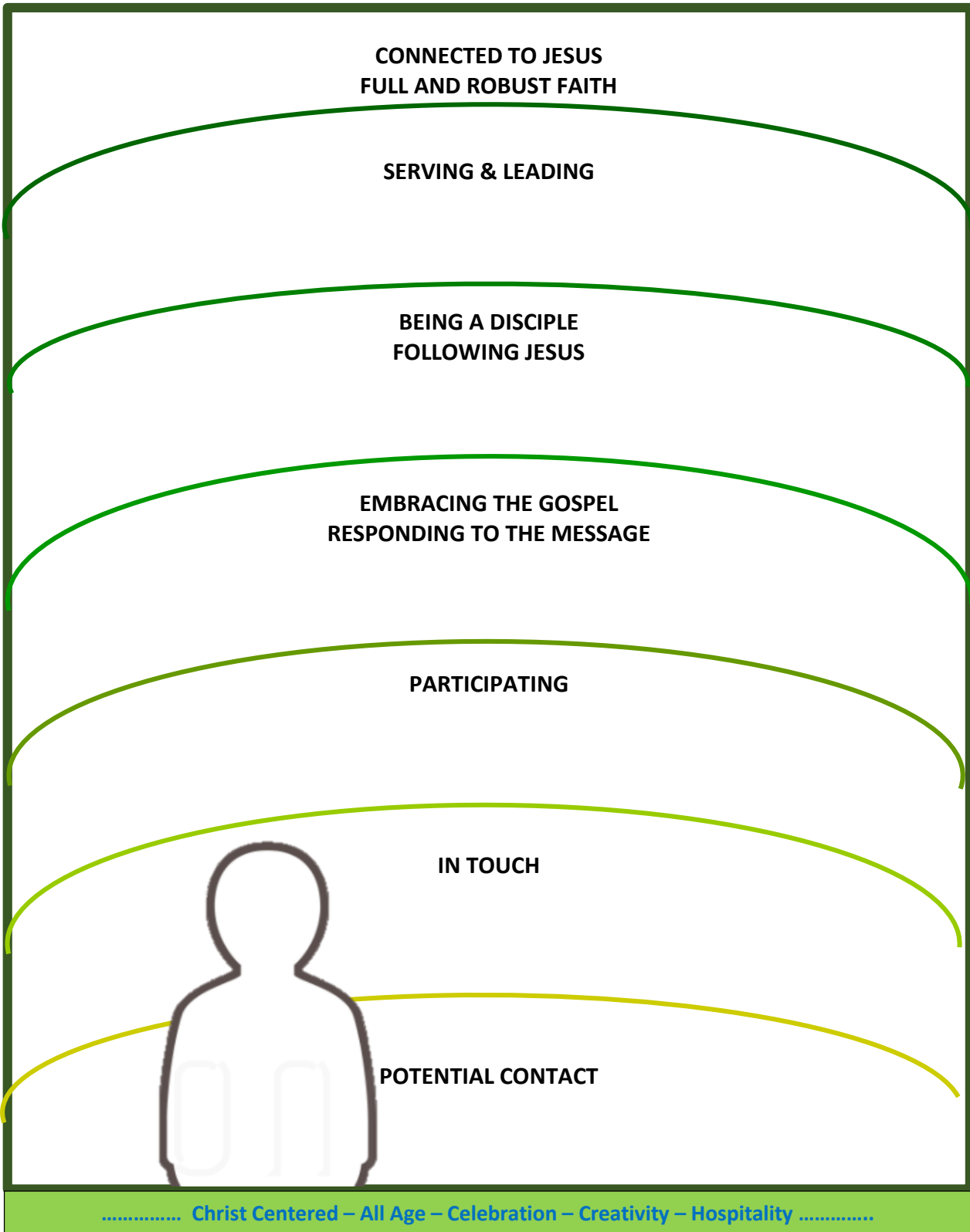
1. You are the figure down the bottom of the page. You can personalise it as you if you like.
2. Then, with every ring, write or draw something (activity or person) that influenced you, or something that you did or do in each of the rings.
3. Then, draw connecting lines that show your progression through the rings.

Note: in the HANDOUT I have already put some activities or people in each ring - but there are lines for you to write on too.

If you are in a group zoom, you may have time to share your journey with others – don't do it as a big group, perhaps share as pairs.

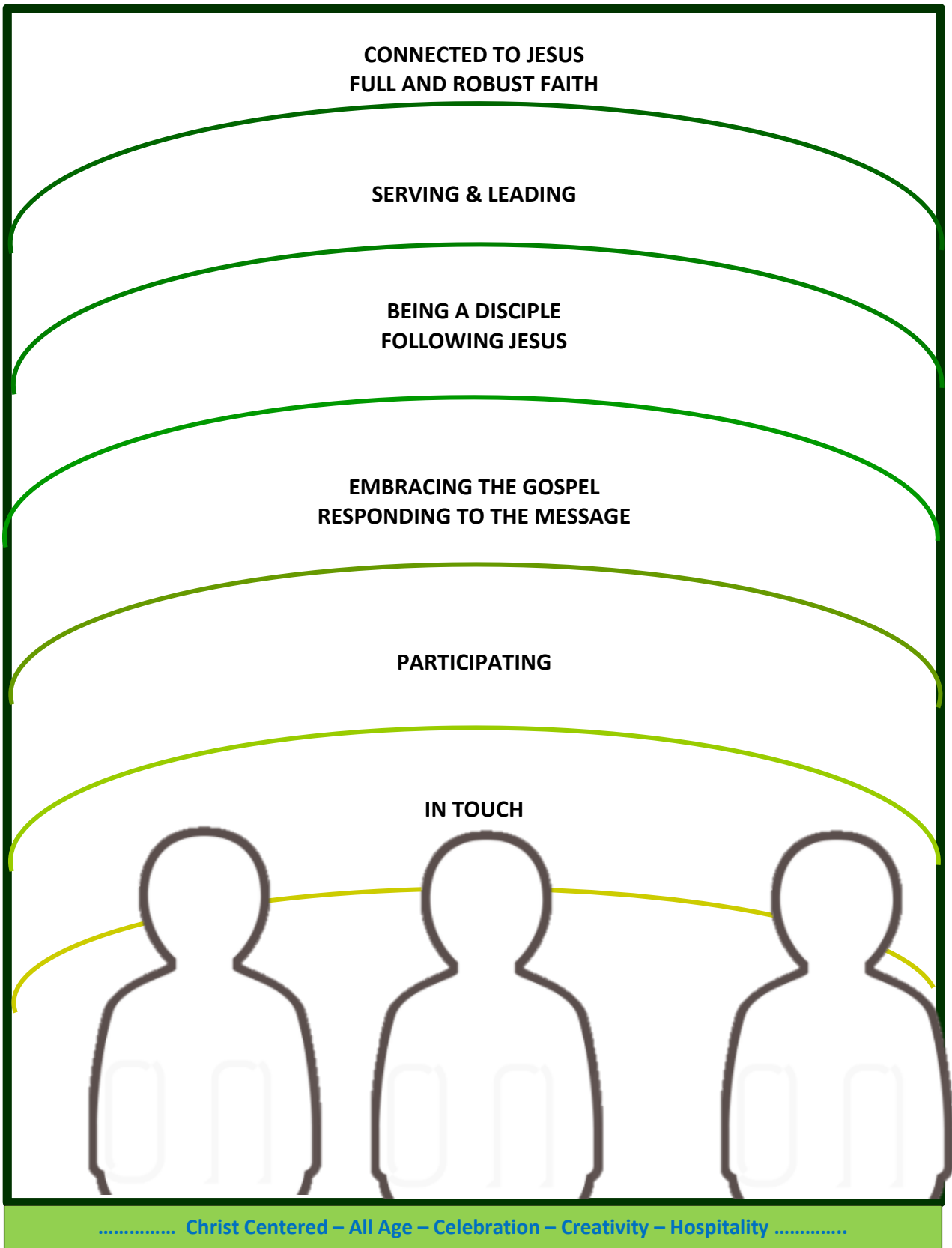
**Workshop B**  
**HANDOUT 2**

**Mission Beyond Messy Church**  
(for note taking)



**Workshop B**  
**HANDOUT 3**

**Mission Beyond Messy Church**



## HANDOUT 3 Pathways (three people shapes)

### 10 Minutes

Think about 3 families or individuals who attend your Messy Church.

#### Step 1

- Write their name on each one of the people shapes
- On the shape write 3 or 4 things that you already know about that person or family (be careful with privacy) e.g. they like to play board games, they like to swim, they like fishing.... are they already linked in with church, or are Christian?

#### Step 2

- Progress that person or family through the pathway rings.
- Note the connection points you already have with the person/family
- Are there other connection points that you could make easily (Use the things you know about them)

#### Consider:

- Try not to make the pathway too difficult for them or you.
- Are there other Messy Church families with similar interests that you could connect them with?
- Are there activities or groups that the church already does that you could connect them with?

Note: We often forget to look at the groups that are already within the church. We might think they are just for a certain demographic. Some groups are for certain age groups, but that might match your person. E.g. if you have a grandparent bring a grandchild – they might like to hear about an adult fellowship group.

I do suggest that you do some homework first:

- Find out about these groups that are within the church already.
- Visit the leader and check the group out
- Ask the leader for information, contact numbers, Facebook group, so that you have the information to pass on.
- What is the purpose of the group
- Then think about where it fits in the pathway

#### Step 3

- As you have considered the Pathway for each family, and considered what may be offered already within the church ask:
  - Are their pathways that are missing? What are they?
  - How can you create new pathways?

## Workshop B Mission Beyond Messy Church

### HANDOUT 4 Just for fun... track the pathway for a Bible Character!

